

Caring for you

Contact Us:



www.neusoftmedical.com/en/



Neusoft Medical Systems



Neusoft Medical

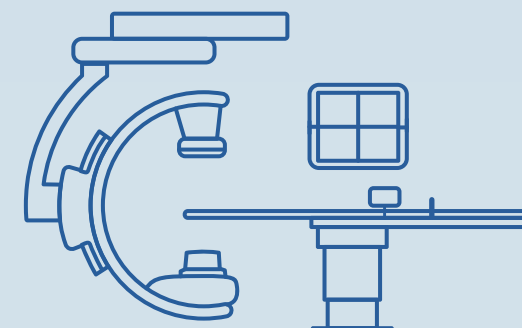
Address: No. 177-1 Chuangxin Road, Hunnan District, Shenyang, Liaoning, China 110167



NeuAngio 43C

Medical Angiography X-ray System

Neusoft Medical Systems



NeuAngio 43C

Medical Angiography X-ray System

Note: All the table-side touch screens in the brochure are optional

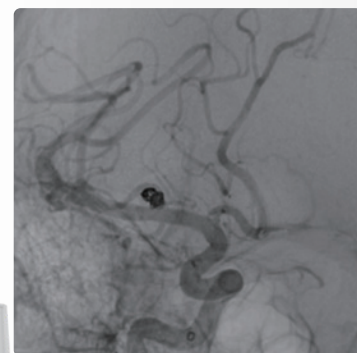


HD Digital Flat Panel Detector

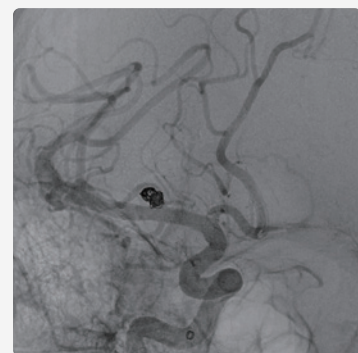
Full **16bit + 2K** digital imaging chain, completing one-stop advanced processing flow of image acquisition, transmission and storage.

40×30cm large FOV to achieve full coverage of interventional neuroradiology, interventional oncology and peripheral intervention.

14bits 1K 308um ▼



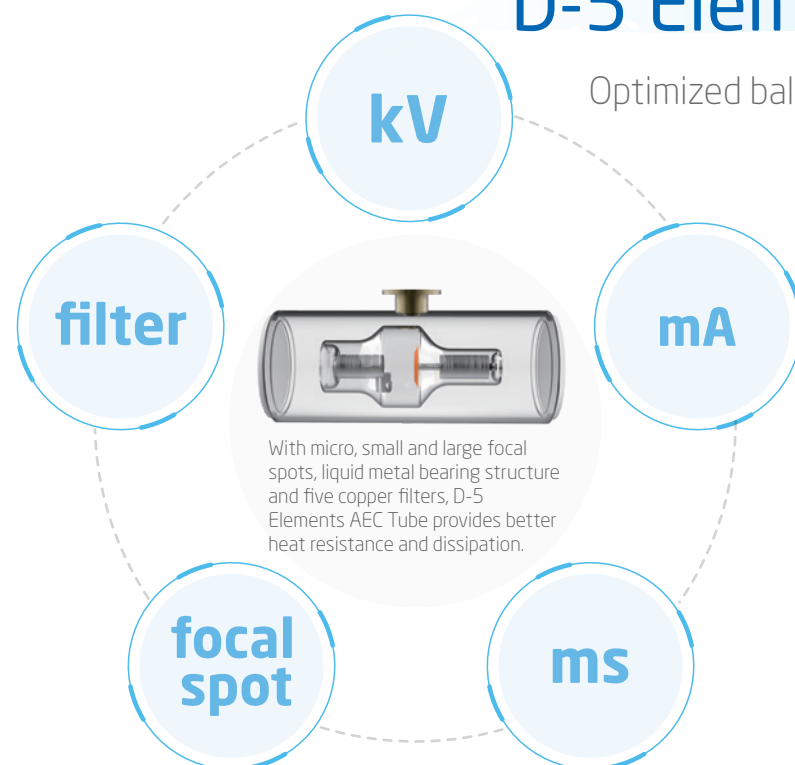
16bits 2k 154um ▼



NeuAngio 43C
Medical Angiography X-ray System

D-5 Elements AEC Tube

Optimized balancing between radiation dose and image quality.



With micro, small and large focal spots, liquid metal bearing structure and five copper filters, D-5 Elements AEC Tube provides better heat resistance and dissipation.



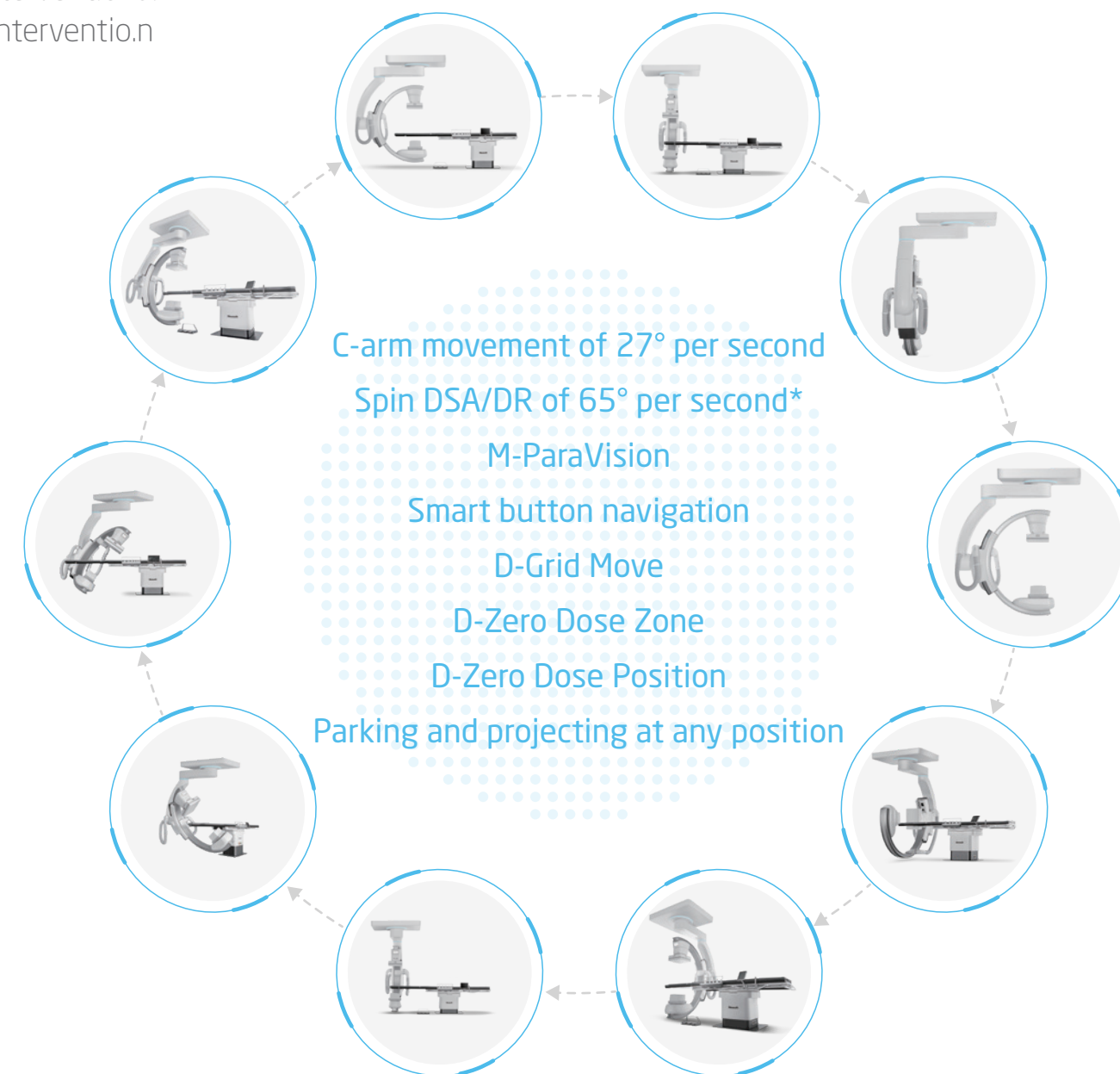
Stability



Efficiency



Durability



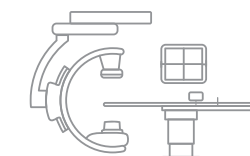

Hyper Speed C-arm Gantry

*Optional only

Intelligent UI Control Module



◀ Multilingual interface
Simple and efficient



NeuAngio 43C
Medical Angiography X-ray System



◀ Concave-convex buttons
Table-side Touch Screen
Easy-to-use TMC design
Equipped with M-Organ Choice

Patient Table



2250mm full body coverage




3070mm ultra-long carbon fiber table



270° large rotation range

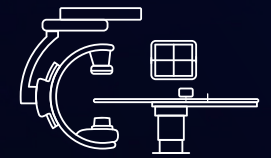


415kg high load capacity





IDM Platform

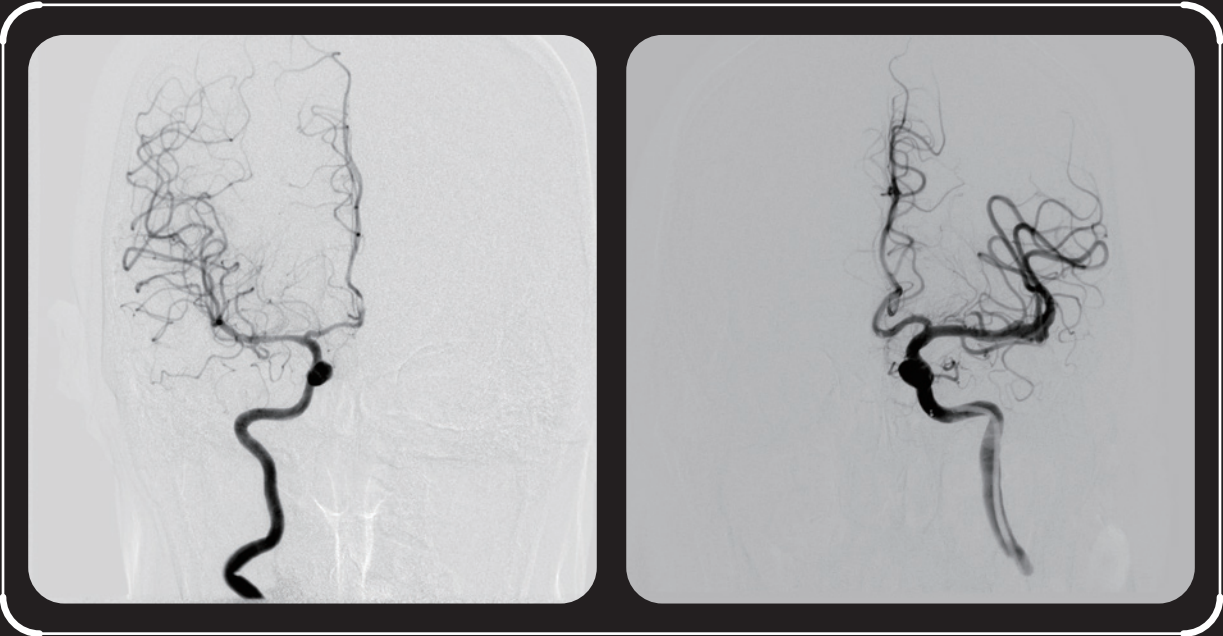


NeuAngio 43C
Medical Angiography X-ray System



Clinical Gallery

Cerebral Angiography ▼



Aortic Arch Angiography ▼



Abdominal Aortography ▼



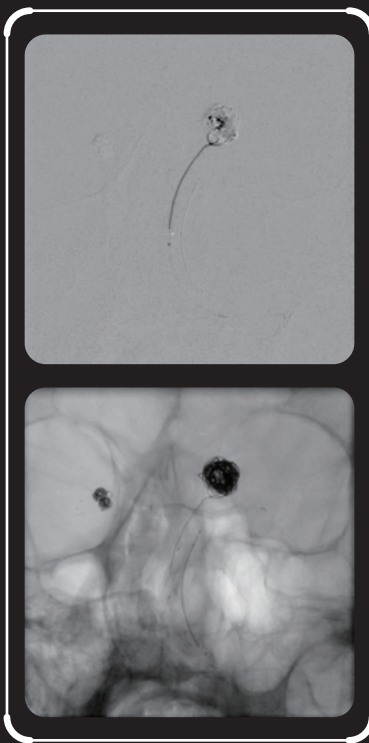
Lower Extremity Arteriography ▼



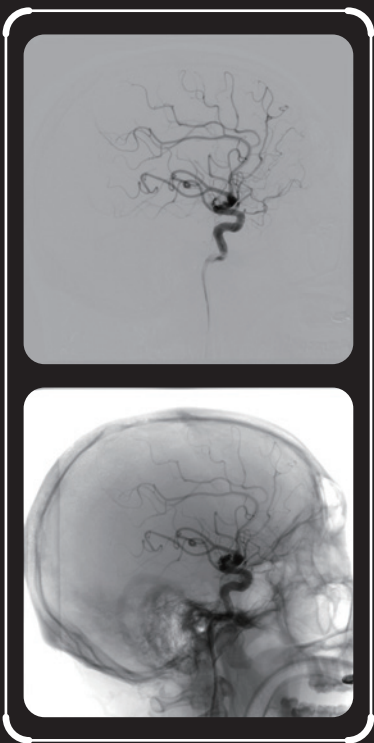
Roadmap ▼



Coil Roadmap ▼



M-ParaDSA ▼



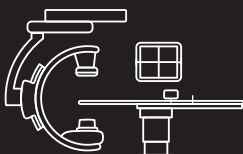
Abdominal Aortography ▼



Bilateral Common Iliac Arteriography ▼



Clinical Gallery



NeuAngio 43C
Medical Angiography X-ray System

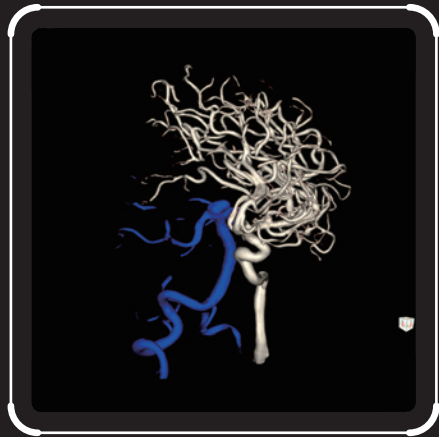
*3D Reconstruction ▼



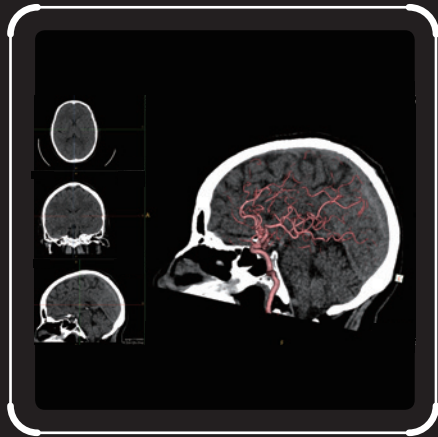
*Dual-Volume Rendering ▼



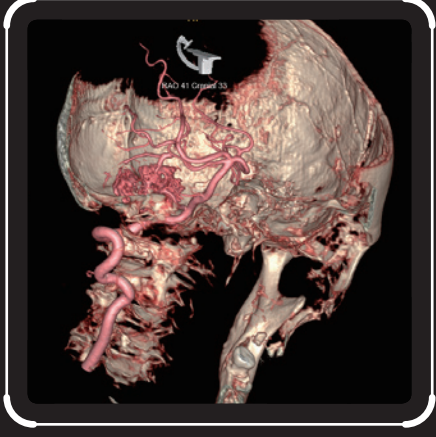
*Glorious Dual Vessel ▼



*Glorious Fusion ▼



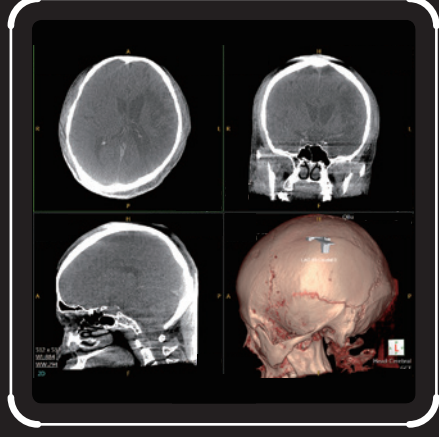
*Dual-Volume Rendering ▼



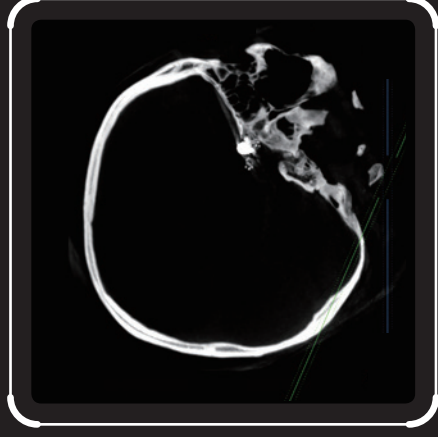
*Transparent Vessel ▼



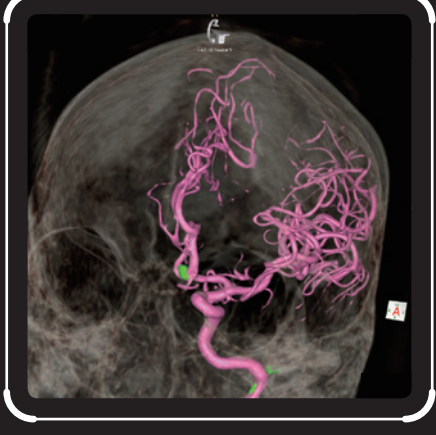
*Glorious CT ▼



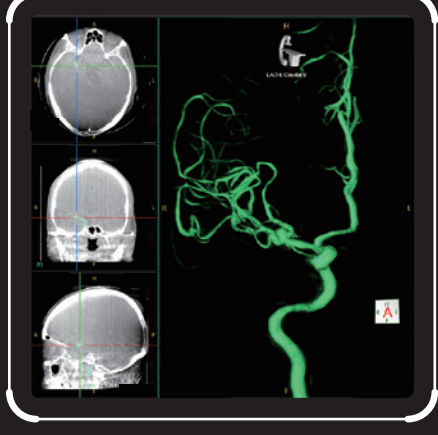
*Glorious CT ▼



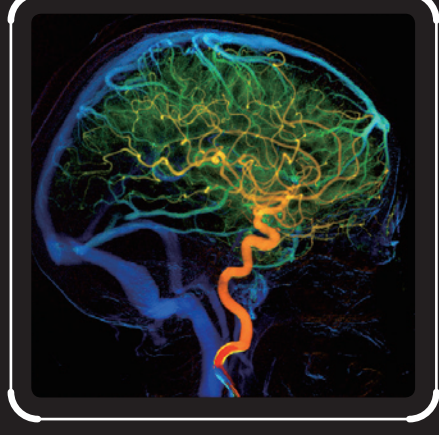
*Multiple-Volume Rendering ▼



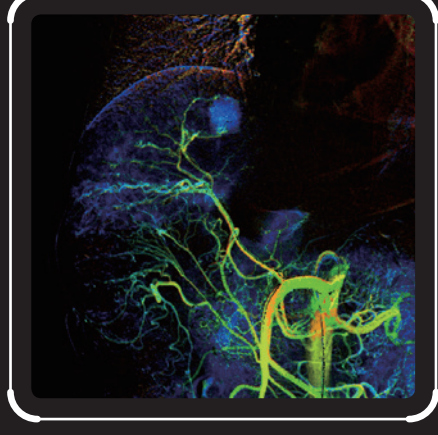
*MPR ▼



*Glorious Atlas ▼



*Glorious Atlas ▼



*Optional only

Neusoft Global Service & Logistics Network



After-sales service and support

- Remote service capabilities bring Neusoft expertise to you IMMEDIATELY, no matter where you are!
- Identifying and correcting PROMPTLY and PROACTIVELY, minimizing downtime and patient inconvenience.
- Global logistics network enables fast response regarding parts and supplies.

* Note: The contents of this publication and the listed parameters are for reference only and not intended as legal offers or commitments. Neusoft Medical Systems reserves the right to modify the contents, design, specifications and options described herein without prior notice, and will not be liable for any consequences resulting from the use of this publication. Please contact your local Neusoft sales representative for the current information. The specific sales product configuration is subject to the actual contract signed by Neusoft.

* Not available in the United States.